
Procedure of the GDSN Quality Check for REWE AT for the product group NearFood/NonFood (valid from November 2024)

1 Introduction

The GDSN quality check for REWE AT is a service for the simple and efficient exchange of trustworthy product data between suppliers and REWE AT. A central element is the quality and completeness of the product data.

The GDSN Quality Check for REWE is carried out by GS1 Austria on behalf of REWE AT.

This product data is needed, among other things, to meet legal requirements and to present the products in digital sales channels and must therefore have a high data quality. Electronic master data is essential for all areas in the value and supply chain because

- legal requirements have to be fulfilled
- costs are relevant, as order processes can be handled correctly and time-efficiently
- a meaningful product presentation (online & offline) promotes sales
- in the future, only paperless transmission of master data will be possible

In order to meet this high requirement for data quality, your transmitted item data goes through the GDSN quality check for REWE AT and is checked using product labels provided by you.

If there are errors in the data set or if the item data does not meet the requirements of your trading partner REWE AT, you will receive an error log by e-mail with instructions on how to correct these errors.

Important: The electronic item master data will only be delivered to the trading partner REWE AT if the quality assurance process has been successfully completed.

The following systems are used within the framework of the GDSN quality check for REWE AT:

2 Systems overview

2.1 GDSN

The initial transmission of data takes place as usual via your GDSN connection - as do changes to existing data records!

The publication of your data takes place as usual to the target market AT (or to the GLN of REWE AT). The processes of other data fetchers of the target market AT are processed as before and are not affected by the REWE AT quality check.

If a GTIN of the consumer unit has been reported by REWE AT as relevant for the check, this data will NOT be forwarded to REWE AT, but to the systems of quality assurance to carry out the GDSN quality check for REWE AT. Here your data will be manually checked by our data quality assurance staff.

Only after the quality check has been successfully completed is the electronic item master data automatically delivered to REWE AT and the data setters are informed of this.

2.2 GS1 Austria Workflow-Tool

Access under: <http://qs-portal.gs1sync.at/index.php>



In the GS1 Austria Workflow Tool, on the one hand you have to provide the image of the marketable product packaging (label, tag) for the GDSN quality check for REWE AT. On the other hand, you can monitor the status of your item data within the quality process.

For the automated sending of the access data please click [here](#). We recommend that you enter your GLN when requesting access data. Please note, however, that the access data will be sent by e-mail to the e-mail address which you reported to REWE AT for the quality check.

For questions regarding the GS1 Austria Workflow Tool, please contact:



Mag. Thomas Postl (Email: qs@gs1.at, Tel.: +43/1/5058601-169)



3 Process Description of the GDSN Quality Check for REWE AT

If you have any questions about the GDSN quality check for REWE AT, please contact

Mag. Thomas Postl (Email: qs@gs1.at, Tel.: +43/1/5058601-169)

To ensure that the quality process runs smoothly, please follow the process steps described here:

	<p>1) The data setter enters the item data via the existing GDSN data connection according to the data profile for the target market Austria 040. This also includes a valid product image link. Attention: all changes must also always be recorded. Please ensure that a new "Effective Date" is always used when changing an existing item. Attention: discontinued articles must receive an " Discontinued Date " AND a new " Effective Date" along the complete hierarchy concerned. These dates are automatically passed through the quality check and receive an automated message "successfully completed".</p>
	<p>2) The data setter releases the entered item data. The item data record must be valid and free of errors - it must not contain any error messages or warnings.</p>
	<p>3) After successful approval, the data setter must publish all item data to be checked to Target Market AT (or to the GLN of REWE AT).</p>
	<p>4) If several item data records to be checked are published/updated within one hour, this results in one check order in the workflow tool. If, for example, article data are published or newly released in the morning and in the afternoon (each within one hour), two check orders are created in the workflow tool.</p>
	<p>5) The data setter provides suitable images of the products (label, legible product photos, packaging layouts, etc.) via the GS1 Austria workflow tool for the quality check.</p>
	<p>6) With the images provided (label), the manual quality check can be carried out by your responsible account manager. (Attention: The quality check is only started when all item data and all corresponding images of the item packaging for a check order are complete.)</p>

	<p>If errors are found during the check</p> <p>7) Sending a negative defect report via e-mail from the workflow tool to the supplier's main QA contact (incl. defect report).</p> <p>8) The data setter must carry out the correction of the data according to the error log.</p> <p>9) Re-transmission (Release) of the corrected item data via GDSN.</p> <p>Repeat these steps until the check has been completed without errors.</p>
	<p>If Check Successfully Completed</p> <p>10) Positive feedback via automated emails from the workflow tool to the supplier's main QA contact.</p> <p>11) Your data will be automatically transferred to REWE AT when the items have successfully passed the GDSN quality check for REWE AT.</p> <p>12) IMPORTANT: If the quality check is not successful, no data will be transmitted to the trading partner! Data that must pass the GDSN quality check for REWE AT and for which errors were detected will not be transmitted.</p>

3 Scope of the GDSN quality check for REWE AT for NearFood/NonFood articles:

In general, the entire article hierarchy provided is checked for completeness and consistency as part of the quality process. If conspicuous or irregularities are discovered in the mapping of the assortment, these points will be coordinated with you.

Within the framework of the GDSN quality check for REWE AT, certain attributes are quality-assured. Here, a distinction is made between two check categories that are applied to both **base units and overpacks**:

- GDSN quality check for REWE AT NearFood/NonFood (QA Error/QS Fehler):**
 The basis for checking the information is the marketable product packaging, product specification or B2B data for the complete article data record, which are provided by the data provider. Here, attention is paid to the exact mapping of the product packaging in the GDSN data set. In the event of incorrect entry, **it is not possible to successfully complete the quality process for the item and transmit it to REWE AT without correction.**
- GDSN quality check for REWE AT NearFood/NonFood Recommendation (QA recommendation/QS Empfehlung):**
 In order to enable a particularly high data quality for your item data, the quality assurance issues recommendations for filling. The data creator decides on the implementation of these recommendations. In the interest of a high-quality data set, it is recommended to fill all attributes as best as possible and to adopt the recommendations.

3.1 List of included QA-attributes NearFood/NonFood:

In the following list you will find all attributes tested according to the two categories mentioned above. This list corresponds to the status of April 2023 and will be continuously adapted according to new requirements.

GS1 Sync 3.1 ID	Attribute in Web-UI (EN)	Quality Assurance GDSN Quality Check for REWE AT	
		Base Unit NearFood/NonFood	Package Unit NearFood/NonFood
M017	Trade Item Identification: GTIN	QA Error	QA Error
M254	Brand Name	QA Recommendation	QA Recommendation
M255	Sub Brand	QA Recommendation	QA Recommendation
M263	Variant Description	QA Recommendation	QA Recommendation
M333	Brand Distribution Trade Item Type Code	QA Error	QA Error
M259	Trade Item Description	QA Recommendation	QA Recommendation
M256	Trade Item Marketing Message	QA Recommendation	
M260	Description Short	QA Recommendation	QA Recommendation
M253	Functional Name	QA Recommendation	QA Recommendation
M233	Additional Trade Item Identification Type	QA Error	
M234	Additional Trade Item Identification Value	QA Error	
M370	Contact Name Of Distributor	QA Error	
M371	Contact Address Of Distributor	QA Error	
M377	Communication Channel Code	QA Recommendation	
M376	Communication Channel: Link	QA Recommendation	
M250	Regulation Type Code	QA Error	
M002	Effective Date Time	QA Error	QA Error
M281	Net Content	QA Error	
M282	Net Contend Statement	QA Error	
M598	Recyclingcode	QA Error	
M079	Claim element code	QA Error	
M080	Nutritional Claim Nutrient Element Code	QA Error	

GS1 Sync 3.1 ID	Attribute in Web-UI (EN)	Quality Assurance GDSN Quality Check for REWE AT	
		Base Unit NearFood/NonFood	Package Unit NearFood/NonFood
M078	Claim Description Language	QA Error	
M362	Consumer Storage Instructions	QA Error	
M363	Consumer Usage Instructions	QA Error	
M277	Item Period Safe To Use After Opening	QA Error	
M076	Number Of Servings Per Package	QA Error	
M077	Number Of Servings Range Description	QA Error	
M099	Trade Item Country Of Origin Code	QA Error	
M133	Place Of Provenance	QA Error	
M174	Nonfood Ingredient Statemen	QA Error	
M251	Biocide	QA Error	
M172	Hair Colour Permanence	QA Error	
M175	Tampon Absorbency Level	QA Error	
M176	Number of Plays	QA Error	
M179	Nappy / Diaper Size	QA Error	
M173	Sun Protection Factor	QA Error	
M180	AISE Safe Use Icon	QA Error	
M177	Targeted Consumption By	QA Error	
M178	Feed Type	QA Error	
M472	Feed Composition Statement	QA Error	
M473	Feed Analytical Constituents Statement	QA Error	
M474	Feed Additive Statement	QA Error	
M441	Feed Lifestage	QA Error	
M442	Minimum Weight Of Animal Being Fed	QA Error	

GS1 Sync 3.1 ID	Attribute in Web-UI (EN)	Quality Assurance GDSN Quality Check for REWE AT	
		Base Unit NearFood/NonFood	Package Unit NearFood/NonFood
M443	Maximum Weight Of Animal Being Fed	QA Error	
M445	Feeding Amount	QA Error	
M447	Minimum Feeding Amount	QA Error	
M448	Maximum Feeding Amount	QA Error	
M449	Recommended Frequency Of Feeding	QA Error	
M475	Feeding Instructions	QA Error	
M439	Establishment Approval Number	QA Error	
M111	Are Batteries Included	QA Error	
M112	Are Batteries Required	QA Error	
M115	Battery Type Code	QA Error	
M181	Efficiency Class	QA Error	
M309	Packaging Marked Label Accreditation Code	QA Error	
M310	Local Packaging Marked Label Accreditation Code Reference	QA Error	
M257	Packaging Marked Language Code	QA Recommendation	
M160	Organic Origin	QA Error	
M159	Organic Certification Body	QA Error	
M162	Organic Product Place Of Farming Code	QA Error	
M163	Country Of Origin - Farming	QA Error	
M225	Target Consumer Age	QA Recommendation	
M227	Target Consumer Gender	QA Recommendation	
M379	Referenced File Type Code PRODUCT_IMAGE ORGANIC_CERTIFICATE (if available) and SAFETY_DATA_SHEET (if available)	QA Recommendation (Notice: PRODUCT_IMAGE: Commitment in target market AT from 2023.)	

GS1 Sync 3.1 ID	Attribute in Web-UI (EN)	Quality Assurance GDSN Quality Check for REWE AT	
		Base Unit NearFood/NonFood	Package Unit NearFood/NonFood
M378	URI (Uniform Resource Identifier) Link indication for Product Image, Organic Certificate and Safety Data Sheet	QA Recommendation	
M418	File Effective End Date Time	QA Error (regarding Organic Certificate)	
M300	Platform Type Code	QA Recommendation	QA Recommendation
M303	Stacking Factor		QA Recommendation
M302	Transport Stacking Factor	QA Recommendation	QA Recommendation
M294	Anzahl der kompletten Lagen des Artikels (GTIN-Palette)		QA Recommendation
M292	Case Level Non GTIN: Quantity Of Trade Items Per Pallet	QA Recommendation	QA Recommendation
M293	Case Level Non GTIN: Quantity Of Layers Per Palle	QA Recommendation	QA Recommendation
M301	Case Level Non GTIN: Logistics Unit Stacking Factor	QA Recommendation	QA Recommendation
M295	Case Level Non GTIN: Gross Weight	QA Recommendation	QA Recommendation
M297	Case Level Non GTIN: Height	QA Recommendation	QA Recommendation
M299	Case Level Non GTIN: Width	QA Recommendation	QA Recommendation
M298	Case Level Non GTIN: Depth	QA Recommendation	QA Recommendation
M187	Dangerous Goods	QA Recommendation	
M185	Class	QA Error	
M186	Classification Code	QA Error	
M191	Packaging Group	QA Error	
M188	Hazardous Code	QA Error	
M196	Hazard Label Number (Primary Hazard)	QA Error	
M197	Hazard Label Number (Secondary Hazard)	QA Error	
M194	United Nations Dangerous Goods Number	QA Error	

GS1 Sync 3.1 ID	Attribute in Web-UI (EN)	Quality Assurance GDSN Quality Check for REWE AT	
		Base Unit NearFood/NonFood	Package Unit NearFood/NonFood
M193	Technical Name	QA Error	
M190	Net Mass Of Explosives [kg]	QA Error	
M189	Dangerous Goods Limited Quantities Code	QA Error	
M212	GHS	QA Error	
M215	GHS Symbol Description Codes	QA Error	
M218	GHS Signal Words Code	QA Error	
M213	GHS Hazard Statement Code	QA Error	
M214	GHS Hazard Statement Description	QA Error	
M216	GHS Precautionary Statement Code	QA Error	
M217	GHS Precautionary Statement Description	QA Error	
M209	Waste Code Number	QA Error	
M201	Emergency Phone Number	QA Error	
M219	Flash Point Temperature [°C]	QA Error	

3.2 Handling of marketing-relevant attributes

In addition to the legally relevant item characteristics, GS1 Austria recommends filling in all marketing-relevant attributes AS MUCH AS POSSIBLE in order to provide data fetchers with a comprehensive basis for a meaningful product presentation (e.g. in an online shop).

Special focus is placed on the provision of product images and organic certificates. Enter this information for your trade partners in the best possible quality.

In the case of marketing-relevant attributes, the information can be visible on the packaging, but this does not have to be the case. Recommendations for handling the attributes are made as part of the quality process.

The data provider decides on the implementation of the recommendations provided.

You should definitely pay attention to this:

- Check your details for accuracy and uniform format in all your posted items.
- Ensure consistent spelling of brand names etc. in all records.
- Use numbers (2 instead of two).
- Adhere to correct spelling and punctuation.
- Do not use completely lower case or completely upper case text. Exception: brand names in the attribute brand name and article description (=article name) (e.g. MAGGI).
- In general, abbreviations should be avoided.
- Please use only standard characters.